

瑞軒科技 2025 年第三季法人說明會

AmTRAN Technology 2025 Q3 Investor Conference

聚焦高價值轉型，實現獲利增長

Driving Profitable Growth Through High-Value Transformation

報告期間：2025 年第三季營運成果 / Reporting Period: Q3 2025 Operating Results

報告日期：2025 年 12 月 18 日 / Date: December 18, 2025

報告人：Scottie Chiu / Presented by: Scottie Chiu

免責聲明 / Disclaimer

本資料可能包含對於未來展望的表述。該類表述是基於對現況的預期，但同時受限於已知或未知風險或不確定性的影響。因此實際結果將可能明顯不同於表述內容。

除法令要求外，公司並無義務因應新資訊的產生或未來事件的發生，主動更新對未來展望的表述。

This presentation may contain forward-looking statements. These statements are based on current expectations but are subject to known and unknown risks and uncertainties. Actual results may differ materially from those expressed.

Except as required by law, the company undertakes no obligation to update these forward-looking statements to reflect new information or future events.

AmTRAN Products

Consumer



Home Entertainment



Gaming



報告大綱 / Agenda



1. 公司概況與策略轉型

Company Overview & Strategic Imperative



2. 營運亮點：聚焦高價值產品組合

Operational Highlights: A High-Value Portfolio



3. 財務績效：驗證策略成果

Financial Performance: Validating Our Strategy



4. 核心優勢與未來展望

Core Strengths & Future Outlook

瑞軒科技概覽：奠定成長基石 / AMTRAN at a Glance: A Foundation for Growth



NT\$23.2 billion

2024 合併營收 / 2024 Revenue



營運總部：台灣新北市 / HQ : New Taipei City, Taiwan
生產基地：中國蘇州、越南海防 / Production : Suzhou, China; Hai Phong, Vietnam



~6,100 Employees

全球團隊 / Global Team



OEM/ODM顯示器、系統整合、品牌業務

OEM/ODM Displays, System Integration, Brand Business

策略轉型：從量產規模轉向高附加價值

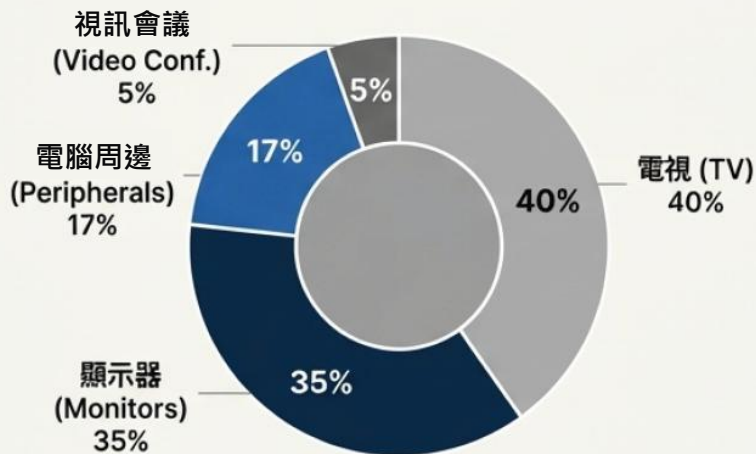
The Strategic Pivot: Shifting from Volume to Value



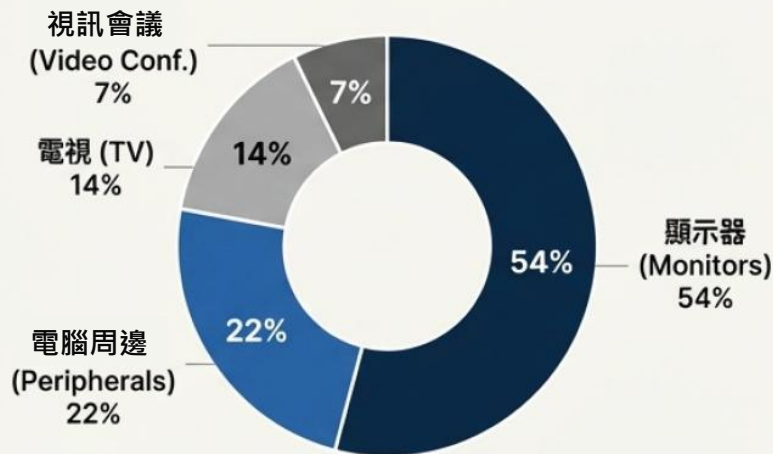
轉型實證：重塑高價值產品組合

Transformation in Action: A Redefined Product Portfolio

2024 Q1-Q3 營收組合 / Revenue Mix



2025 Q1-Q3 營收組合 / Revenue Mix



高價值產品營收佔比已達 83%

High-Value Products now represent 83% of Revenue.

成長引擎：驅動高價值市場

Our Growth Engines: Powering High-Value Segments



電競顯示器/
Gaming Monitors



電腦周邊/
PC Peripherals



視訊會議系統/
Conferencing Systems

引擎一：主導高效能電競顯示器市場

Engine 1: Dominating the High-Performance Gaming Display Market

掌握台灣前三大電競品牌客戶，技術領先。

Serving Taiwan's top 3 gaming brands with leading-edge technology.

- **技術領導 (Technology Leader):**

技術已成熟邁入500Hz以上刷新率世代，並具備成熟的散熱解決方案。
Technology leader in >500Hz refresh rate and advanced thermal solutions.

- **導入OLED (Next-Gen Panels):**

積極導入OLED面板，提供極高對比與快速反應時間。
Actively deploying next-gen OLED panels for superior contrast and response times.

- **一線品牌信賴 (Tier-1 Partner):**

深獲要求最嚴格的一線電競品牌信賴與合作。
Trusted partner for the most demanding Tier-1 gaming brands.



引擎二、三：拓展工作與娛樂的周邊生態系

Engines 2 & 3: Expanding Our Ecosystem for Work and Play

創新、高價值的周邊與會議解決方案，持續拓展產品組合。

A growing portfolio of innovative, high-value peripherals and conferencing solutions.



高效能周邊 (High-Performance Peripherals)

- 高規格電競藍芽無線滑鼠
(High-spec wireless gaming mice)
- 高解析Full HD網路攝影機
(Full HD webcams)



智慧辦公方案 (Smart Office Solutions)

- 整合攝影機、麥克風、喇叭的一體化會議系統
(All-in-one conferencing systems with integrated camera, mic, speakers)
- 深度整合Zoom/Microsoft Teams/Google Meet
(Deep integration with Zoom, Microsoft Teams, Google Meet)

財務摘要：策略驅動獲利成長 / Financial Highlights: Strategy Delivering Profitable Growth

比較期間：前三季 (Q1-Q3) / Comparison Period: First Three Quarters (Q1-Q3)

合併營收 / Revenue



+5% YoY

營業毛利 / Gross Profit



+18% YoY

毛利率 / Gross Margin



+11.1% YoY

營業利益 / Operating Profit



+152% YoY

2025年第三季表現與穩健財務結構 / Q3 2025 Performance & Healthy Financial Structure

第三季營運快照 / Q3 2025 Snapshot

合併營收 / Revenue

NT\$6.84 billion

毛利率 / Gross Margin

9%

每股盈餘 / EPS

NT\$0.51

(優於上半年 / Outperforming H1)

穩健的財務狀況/Solid Financial Position(as of Q3 2025)

現金及金融資產 / Cash & Financial Assets

NT\$6.24 billion

負債比率 / Debt-to-Asset Ratio

44%

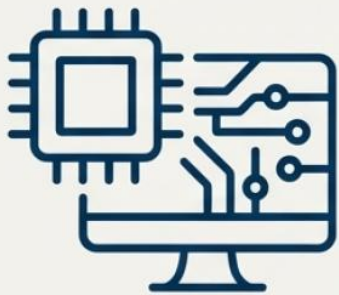
流動比率 / Current Ratio

187%

每股淨值 / Book Value per Share

NT\$21.04

核心競爭力：我們的競爭優勢 / Core Competencies: Our Competitive Advantage



技術與產品優勢 / Technology & Product Leadership

- **電競 Gaming** : 成熟邁入 500Hz+ 刷新率世代，積極應用 OLED 面板 / Mature 500Hz+ refresh rate tech; proactive adoption of OLED panels.
- **商務 Business** : 提供具備觸控、白板功能的一體化會議系統 / Integrated conferencing systems with touch & whiteboard capabilities.



製造與供應鏈優勢 / Manufacturing & Supply Chain Excellence

- **全球化生產 / Global Footprint**: 蘇州與海防基地提供彈性供應鏈服務 / Flexible supply chain services from Suzhou & Haiphong sites.
- **品質驗證 / Proven Quality**: 為頂尖品牌提供高良率、高穩定度的產品 / High-yield, high-stability production for top-tier brands.

永續經營承諾 / Our Commitment to Sustainability



**連續兩年於TCSA 台灣企業永續獎
「永續報告書」榮獲「電子資訊製造業(第一類)金獎」**

For two consecutive years, the Sustainability Report received the Gold Award in the “Electronics & Information Manufacturing (Category I)” category at the Taiwan Corporate Sustainability Awards (TCSA).

「在成長與獲利的前提下，持續落實 ESG 與公司治理，創造長期股東價值。」

“We are committed to ESG and corporate governance to create long-term shareholder value while pursuing growth and profitability.”

總結與展望：迎向持續成長 / Summary & Outlook: Positioned for Continued Growth



成功的轉型 / Successful Transformation:
已成功建立以高價值產品為核心的獲利模式

Successfully established a high-value, profit-centric business model.



實證的成果 / Proven Results: 財務數據證明獲利能力與產品結構顯著優化

Financials demonstrate significant improvement in profitability and portfolio quality.



未來的焦點 / Future Focus: 將持續深耕電競、智慧辦公等高成長市場

Will continue to deepen presence in high-growth gaming and smart office markets.

A circular frame, resembling a lens or a porthole, is centered in the image. Inside the frame, a vibrant landscape of rolling green mountains is visible under a clear blue sky with a few wispy clouds. The foreground shows a dense forest of green trees. The background outside the frame is a blurred, hazy view of similar mountainous terrain, suggesting a vast, natural environment.

Seeing Better World.
Saving the World.

AmTRAN

投資人關係窗口

Contact information

電子郵件/Email : ir@amtran.com.tw

公司網站/Website : www.amtran.com.tw